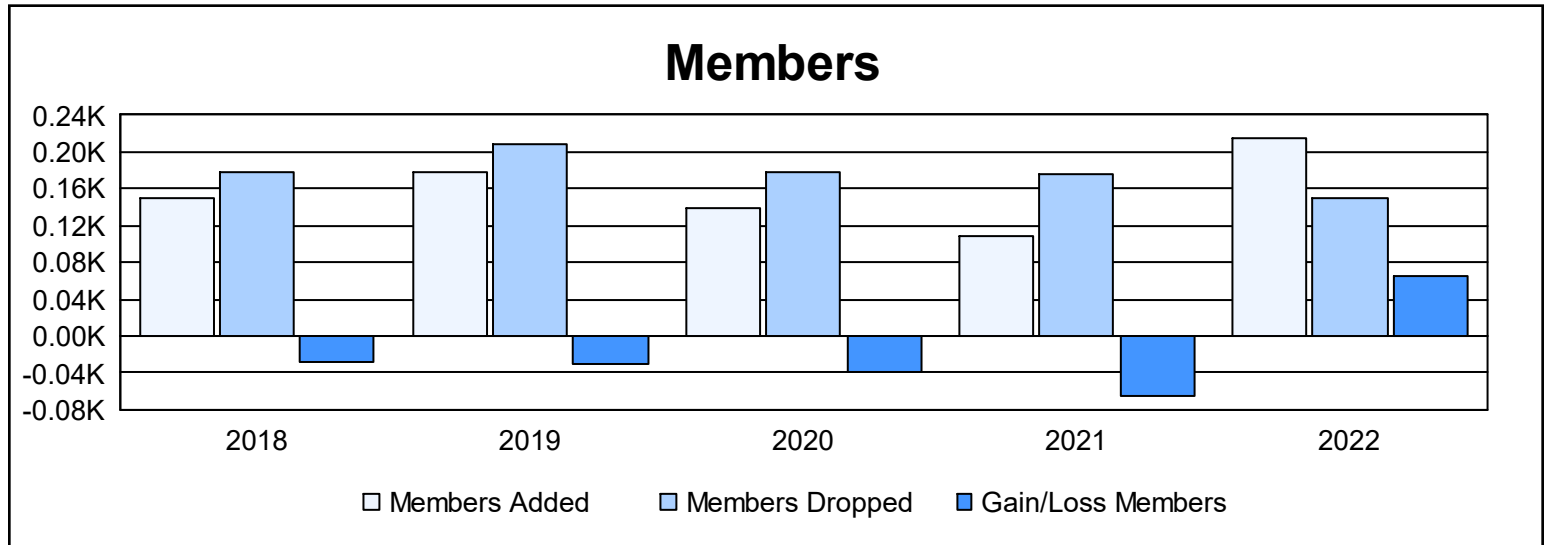
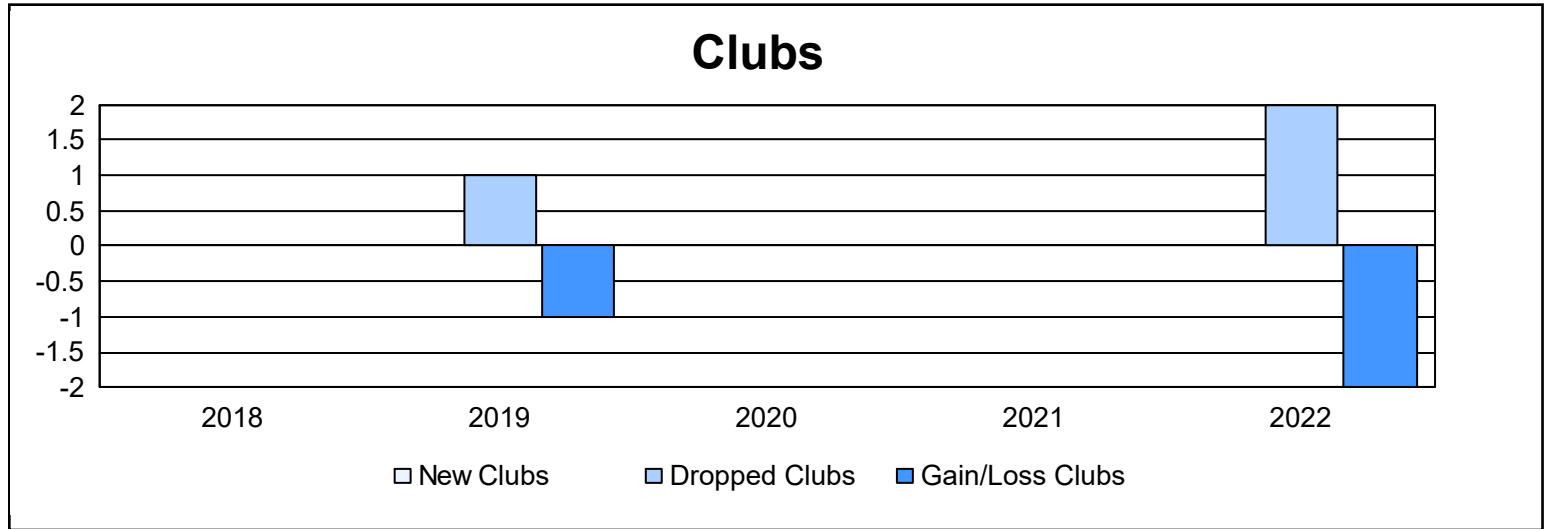
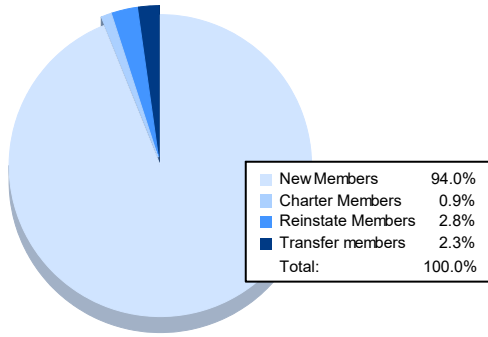


| Year | New Clubs | Dropped Clubs | Gain/ Loss Clubs | New Members | Charter Members | Reinstate Members | Transfer Members | Total Member Added | Total Members Dropped | Gain/ Loss Members |
|----------------|-----------|---------------|------------------|-------------|-----------------|-------------------|------------------|--------------------|-----------------------|--------------------|
| 2017-2018 | 0 | 0 | 0 | 136 | 0 | 5 | 8 | 149 | 177 | -28 |
| 2018-2019 | 0 | 1 | -1 | 157 | 0 | 10 | 10 | 177 | 208 | -31 |
| 2019-2020 | 0 | 0 | 0 | 120 | 2 | 11 | 6 | 139 | 179 | -40 |
| 2020-2021 | 0 | 0 | 0 | 98 | 0 | 9 | 2 | 109 | 175 | -66 |
| 2021-2022 | 0 | 2 | -2 | 202 | 2 | 6 | 5 | 215 | 150 | 65 |
| Average | 0 | 1 | -1 | 143 | 1 | 8 | 6 | 158 | 178 | -20 |



Membership Composition June 2022 Cumulative



Gender Composition June 2022 Cumulative

